



enigma

With **enigma** only you and your patients  
need know they're wearing dentures

Mould Chart



*schottlander*

## Closer to Nature

After more than five years research and development Schottlander has created the **enigma** system - a new range of teeth that means in future denture-wearing can be a secret shared only between dentist and patient. **enigma** teeth not only accurately reproduce the wide range of shades, translucencies and vitality of natural teeth but also assure exceptional strength and durability in the mouth. Their many advantages include:

- Natural colour blending through advanced tooling and precise computer-control of multiple colour layers. (see facing page).
- Naturally occurring blue/white opalescence and fluorescence.
- Canines darker mesially and more translucent laterally.
- Anteriors also available in pairs of centrals, laterals and canines. (see opposite).
- A wide range of Anterior moulds.
- CE marked and manufactured under ISO 9000 and EN ISO 46000 quality standards, and in accordance with EN ISO 3336 standard for artificial teeth and ANSI/ADA specification number 15.
- Vitality across the 16 standard shades A1 - D4. The same vitality can be found across the whole of the **enigma** shade range even the very light shades A1 and B1.
- Superior physical properties - see Technical Brochure.

(Note: for a completely natural appearance, **enigma** teeth should be used with **enigma** special HI-base and Colour Tone).

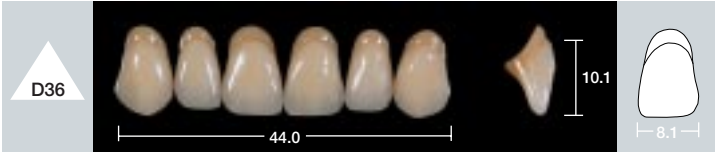
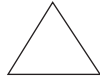
**enigma** anteriors are also available in pairs. In the natural dentition, canine teeth often appear darker than - or of a different shade to - neighbouring centrals and laterals. To reproduce this using other brands often requires buying two sets and wasting one of them. With **enigma** teeth you simply order exactly what you need from the wide range available.

### Suggested Combinations

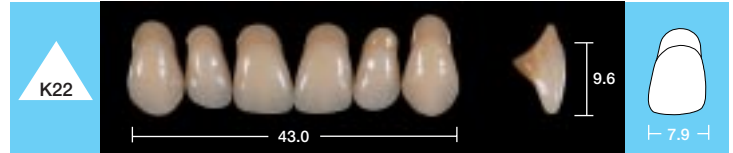
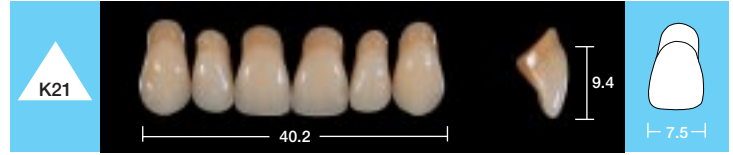
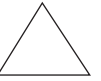
Centrals/Laterals	Canine
D2	D3
A3	A3.5
B2	B3
B3	B4
C2	B3
A4	B4



**D** TAPERED



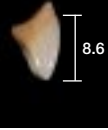
**K** TAPERED



**S** SQUARE



S11



S12



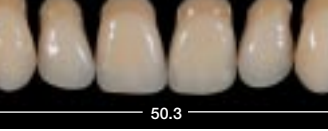
S13



S14




S15



S17




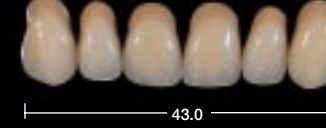
S66



**O** OVAL



O31



O32



O34



O36

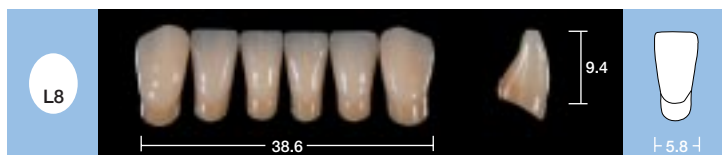
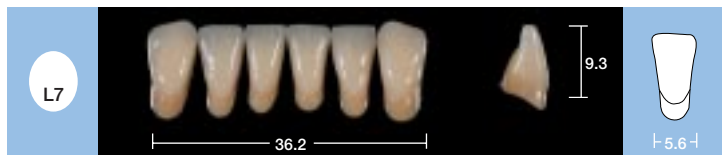
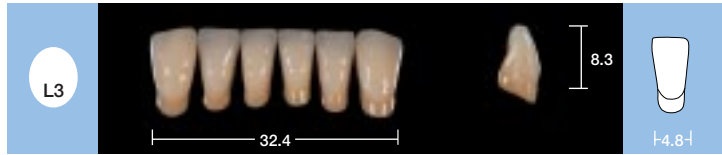


O54



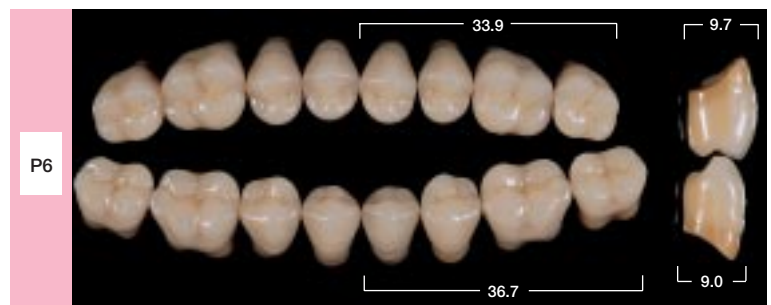
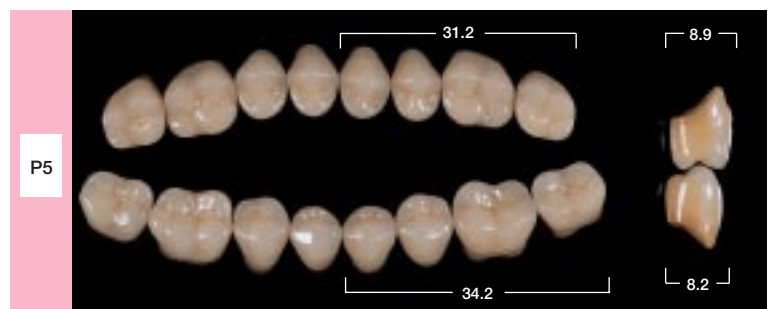
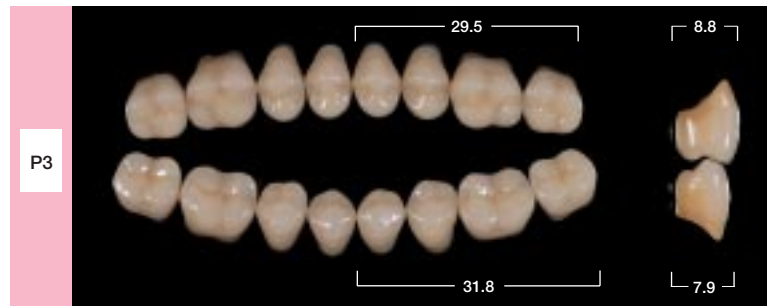
## Lower Anterior Teeth

### LOWER



## Posterior Teeth


### POSTERIOR



## Combination Tables

Anterior Teeth		Posterior Teeth
Upper	Lower	
S11	L3	P3
S12	L5	P3
S13	L5	P3/P5
S14	L6	P5
S15	L8	P4
S17	L9	P6
S66	L5	P5
K21	L3	P3
K22	L3	P3/P5
K24B	L4	P2
K25	L8	P4
K27	L8	P4
K41	L3	P3/P5
K42	L5	P3/P5
O31	L3	P3
O32	L3	P3/P5
O34	L5	P5
O36	L7	P5
O54	L5	P5
D36	L6	P3/P5
D56	L5	P5
D66	L5	P5
D67	L5	P5
D76	L7	P5
D77	L7	P4/P5
D88	L7	P4/P5
D99	L8	P4

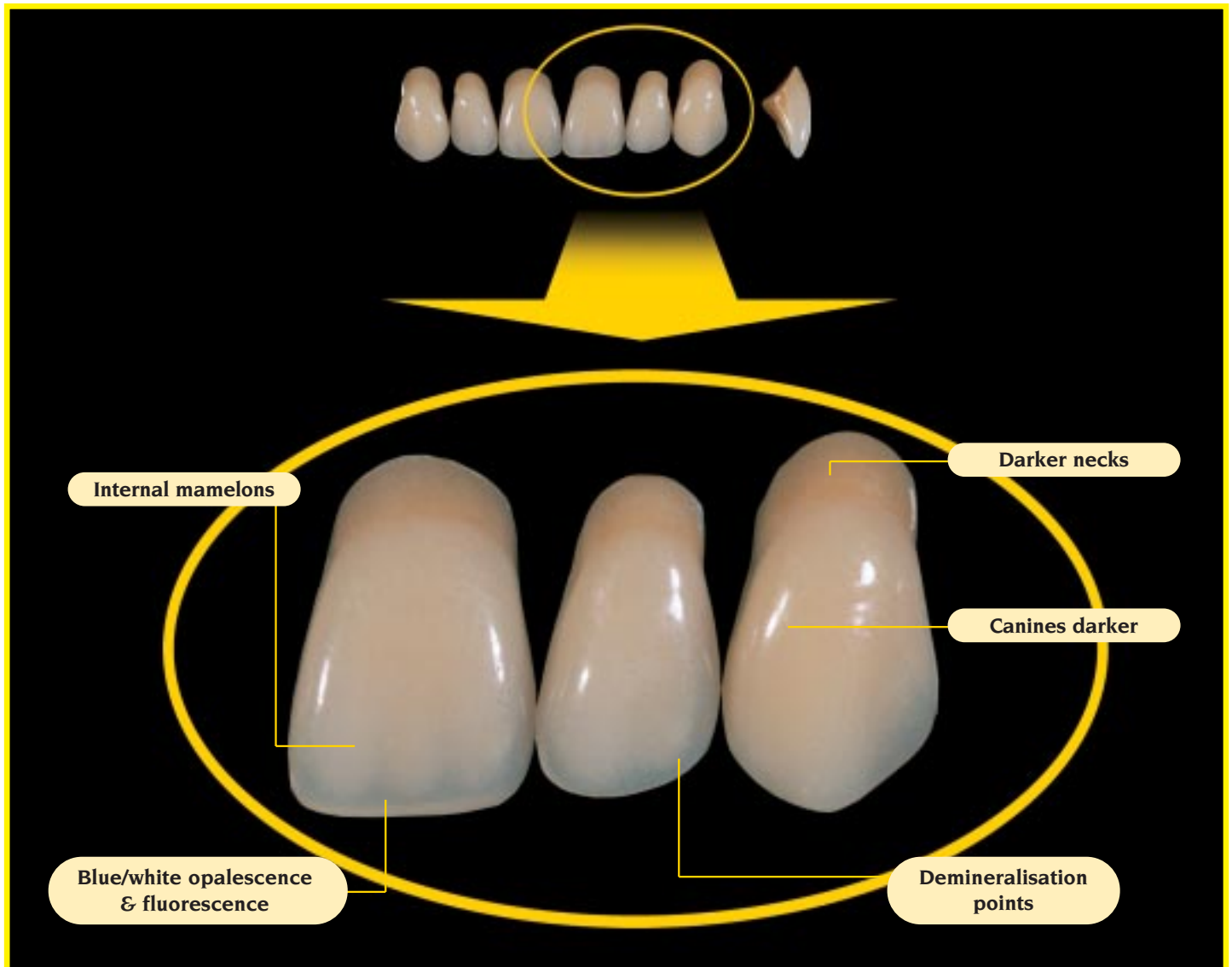
Instructions for obtaining optimum results are available from us on request.



## Unique **enigma** Characteristics

### Natural colour blending in **enigma** teeth

The **enigma** system uses advanced tooling and precise computer-control of multiple colour layers to reproduce the colour variations found in natural teeth. The photo below shows some of the features that help **enigma** teeth appear so alive and real.



- **Subtle mamelon effect.**  
In both upper and lower centrals giving an appearance of depth.
- **Translucent incisal edges.**  
In both centrals and laterals.
- **Greater opalescence of laterals.**  
To add vitality and make the mouth appear more three dimensional.
- **Demineralisation points.**  
Placed in some of the teeth out of every set to break up the uniformity.
- **Darker necks.**  
As the root of a natural tooth is darker than its crown so the neck of an Enigma tooth contrasts with its body.
- **Longer necks.**  
Many of the tooth moulds have necks which are longer and more naturally tapered than many denture teeth, allowing the simulation of gingival recession necessary to match adjacent natural teeth in partial denture wearers.



## Our mission

*Our mission is "to grow our Company by providing products and service of world leading quality to dental professionals world-wide and to play an active role in the development of better dental care".*

We believe that growth is necessary for us to develop the products that our customers need, that products and service must be world-leading to succeed and that the world is our market place. We also believe that all dental professionals should work in partnership to develop better dental care for patients everywhere.

## Our service

Service is another commitment in the Schottlander philosophy. We are there to help our customers run their businesses, practices and laboratories as efficiently and smoothly as possible. It is a real achievement that we have over 99.5% stock availability together with same day despatch within the United Kingdom. But our service is more than this. Amongst other things it also means helping with any request or question you may have at any time and our being your supplies partner.

## Our promise

As your supplies partner, we pledge to be open, professional, efficient and courteous and to respond rapidly to your exact requirements.

We pledge to put our 80 years experience into practice on your behalf to listen to your needs. To work harder to fulfil your requirements for products and service of world-leading quality.

*Our aim is to seek to be so good that we shall always be your first choice.*

**schottlander**

*committed to quality*

Davis Schottlander & Davis Ltd  
Fifth Avenue, Letchworth Garden City,  
Herts, SG6 2WD England  
Tel +44 (0)1462 480848 Fax +44 (0)1462 482802  
e-mail:service@schottlander.co.uk  
www.schottlander.co.uk

**DILLON Co., INC.**



LEACH & DILLON PRODUCTS

161 Comstock Parkway  
Cranston, RI 02921  
800-535-2633  
Tel 401-464-5850 Fax 401-464-5862

